

China Pentaerythritol Market Research

**The Seventeenth Edition
August 2021**

Researched & Prepared by:

Kcomber Inc.

Copyright by Kcomber Inc.

Any publication, distribution or copying of the content in this report is prohibited.

Contents

Executive summary	1
Methodology	2
1 Market situation of pentaerythritol	4
1.1 Pentaerythritol development in the world	4
1.2 Pentaerythritol development in China	5
1.3 Product types of pentaerythritol	6
2 Production of pentaerythritol in China	8
2.1 Supply of major raw materials of pentaerythritol	8
2.2 Price of pentaerythritol	11
2.3 Geographical distribution of producers.....	13
2.4 Production of pentaerythritol.....	14
2.5 Summary of Chinese manufacturers and four major producers of pentaerythritol	17
3 Production technology of pentaerythritol in China	20
3.1 Brief introduction and comparison of different production pathways/methods	20
3.2 Technology problems of pentaerythritol	22
3.3 Technology achievements of pentaerythritol research	22
4 Industry analysis in China	24
4.1 SWOT analysis.....	24
4.2 Competitiveness analysis of Chinese pentaerythritol industry	25
5 Import and export analysis	27
5.1 Anti-dumping duty on pentaerythritol	27
5.2 Import and export of pentaerythritol, 2020.....	28
6 Consumption of pentaerythritol in China	33
6.1 Consumption pattern	33
6.2 Consumption in major end use segments	33
6.3 Brief introduction to each major end use segment	34
6.3.1 Alkyd resin	34
6.3.2 Polyurethane	37
6.3.3 Lubricant (high-grade).....	38
6.3.4 Rosin pentaerythritol ester	38
6.3.5 Others.....	39
6.4 Consumption of dipentaerythritol in China and main users.....	40
7 Future forecast	42
7.1 Key factors and driving forces for development	42
7.2 Outlook for pentaerythritol industry, 2021–2025	43
8 Conclusions	45
9 Profile of pentaerythritol manufacturers	46
9.1 Active manufacturers	46



9.1.1 Chifeng Ruiyang Chemical Co., Ltd.....	46
9.1.2 Hubei Yihua Chemical Industry Co., Ltd.....	48
9.1.3 Puyang Pengxin Chemical Co., Ltd.	50
9.1.4 Anhui Jinhe Industrial Co., Ltd.....	51
9.1.5 Bazhou Shengfang United Chemical Co., Ltd.	52
9.1.6 Yunnan Yuntianhua Co., Ltd.	53
9.1.7 Shijiazhuang Shuangyan Chemical Co., Ltd.....	55
9.1.8 Shandong IFT Science & Technology Co., Ltd.	56
9.1.9 Puyang Yongan Chemical Co., Ltd.....	58
9.2 Idle manufacturers	59
9.2.1 Baoding Guoxiu Chemical Industry Co., Ltd.....	59

LIST OF TABLES

Table 1.2-1 Pentaerythritol development in China	
Table 2.1-1 Unit consumption of major raw materials for pentaerythritol production in China	
Table 2.1-2 Production, import, export and apparent consumption of methanol in China, 2016–2020	
Table 2.1-3 Production, import, export and apparent consumption of formaldehyde in China, 2016–2020	
Table 2.1-4 Production, import, export and apparent consumption of sodium hydroxide in China, 2016–2020	
Table 2.1-5 Production, import, export and apparent consumption of sulfuric acid in China, 2016–2020	
Table 2.3-1 Capacity and output of pentaerythritol producers in China, 2020	
Table 2.4-1 Output of monopentaerythritol, dipentaerythritol and tripentaerythritol in China, 2016–H1 2021, tonne	
Table 2.4-2 Basic information of pentaerythritol producers in China	
Table 2.4-3 Capacity of monopentaerythritol producers in China, 2018–H1 2021, t/a	
Table 2.4-4 Capacity and output of dipentaerythritol producers in China, 2018–H1 2021	
Table 2.5-1 Capacity and share of main pentaerythritol manufacturers in China, 2018–2020	
Table 2.5-2 Output and share of main pentaerythritol manufacturers in China, 2018–2020	
Table 2.5-3 Production of methanol and acetaldehyde in Hubei Yihua, 2020	
Table 2.5-4 Production and purchase of methanol and acetaldehyde in Chifeng Ruiyang, 2020	
Table 2.5-5 Purchase of methanol and acetaldehyde in Puyang Pengxin, 2020	
Table 2.5-6 Production of methanol and acetaldehyde in Anhui Jinhe, 2020	
Table 3.1-1 Monopentaerythritol technology source of Chinese producers, 2020	
Table 3.3-1 Patents related to pentaerythritol production applied in China, Jan. 2016–June 2021	
Table 4.1-1 SWOT analysis of Hubei Yihua's development in 2020	
Table 4.1-2 SWOT analysis of Chifeng Ruiyang's development in 2020	
Table 4.1-3 SWOT analysis of Yunnan Yuntianhua's development in 2020	
Table 5.2-1 China's imports and exports of pentaerythritol, 2016–2020	
Table 5.2-2 China's imports and exports of monopentaerythritol and dipentaerythritol, 2016–2020	
Table 5.2-3 China's exports of pentaerythritol by destination, 2020	
Table 5.2-4 China's imports of pentaerythritol by origin, 2020	
Table 5.2-5 China's exports of pentaerythritol by producer, 2020	
Table 7.2-1 Forecast on pentaerythritol development in China by output share, 2021–2025	
Table 9.1.1-1 Capacity and output of pentaerythritol in Chifeng Ruiyang, 2016–H1 2021	
Table 9.1.1-2 Quotation of pentaerythritol in Chifeng Ruiyang, 2016–2021	
Table 9.1.1-3 Chifeng Ruiyang's export volume of pentaerythritol, 2016–2020	
Table 9.1.2-1 Pentaerythritol capacity distribution in Hubei Yihua, 2016–H1 2021	
Table 9.1.2-2 Capacity and output of pentaerythritol in Hubei Yihua, 2016–H1 2021	
Table 9.1.2-3 Quotation of pentaerythritol in Hubei Yihua, June 2016–June 2021	
Table 9.1.3-1 Capacity and output of pentaerythritol in Puyang Pengxin, 2016–H1 2021	
Table 9.1.3-2 Quotation of pentaerythritol in Puyang Pengxin, June 2016–June 2021	
Table 9.1.4-1 Capacity and output of pentaerythritol in Anhui Jinhe, 2016–H1 2021	

Table 9.1.4-2 Quotation of pentaerythritol in Anhui Jinhe, June 2016–June 2021
Table 9.1.5-1 Capacity and output of pentaerythritol in Bazhou Shengfang, 2016–H1 2021
Table 9.1.5-2 Quotation of pentaerythritol in Bazhou Shengfang, June 2016–June 2021
Table 9.1.6-1 Capacity and output of pentaerythritol in Yunnan Yuntianhua, 2016–H1 2021
Table 9.1.6-2 Quotation of pentaerythritol in Yunnan Yuntianhua, June 2016–June 2021
Table 9.1.7-1 Capacity and output of pentaerythritol in Shijiazhuang Shuangyan, 2018–H1 2021
Table 9.1.7-2 Quotation of pentaerythritol in Shijiazhuang Shuangyan, March 2018–June 2021
Table 9.1.8-1 Capacity and output of pentaerythritol in Shandong IFT, 2016–H1 2021
Table 9.1.8-2 Quotation of pentaerythritol in Shandong IFT, June 2016–June 2021
Table 9.1.9-1 Capacity and output of pentaerythritol in Puyang Yongan, 2016–H1 2021
Table 9.1.9-2 Quotation of pentaerythritol in Puyang Yongan, June 2016–June 2021
Table 9.2.1-1 Capacity and output of pentaerythritol in Baoding Guoxiu, 2016–H1 2021
Table 9.2.1-2 Quotation of pentaerythritol in Baoding Guoxiu, June 2014–July 2017

LIST OF FIGURES

Figure 1.3-1 Product structure of pentaerythritol in China by capacity, 2020
Figure 2.1-1 Ex-works price of 99.9% purified methanol in China, Jan. 2016–June 2021
Figure 2.1-2 Ex-works price of 37% formaldehyde in China, Jan. 2016–June 2021
Figure 2.2-1 Ex-works price of monopentaerythritol in China, 2016–2021
Figure 2.2-2 Ex-works price of dipentaerythritol in China, 2016–2021
Figure 2.3-1 Geographical distribution of active pentaerythritol producers in China, 2020
Figure 2.4-1 Capacity and output of pentaerythritol in China, 2016–H1 2021
Figure 5.2-1 China's imports and exports of pentaerythritol, 2016–2020
Figure 5.2-2 China's imports and exports of pentaerythritol by month, Jan. 2017–Dec. 2020
Figure 5.2-3 Top ten export destinations of pentaerythritol from China by volume, 2020
Figure 5.2-4 Top import origins of pentaerythritol in China by volume, 2020
Figure 5.2-5 Classification of pentaerythritol exporters in China, 2016–2020
Figure 6.1-1 Apparent consumption of pentaerythritol in China by end use segment, 2020
Figure 6.2-1 Apparent consumption of pentaerythritol in China by end-use segment, 2016–2020
Figure 6.3.1-1 Pentaerythritol consumption volume in alkyd resin in China, 2016–2020
Figure 6.3.1-2 Output of coating in China, 2016–2020
Figure 6.3.1-3 Output and sales volume of automobile in China, 2016–2020
Figure 6.3.1-4 China's import & export of alkyd resin (HS Code: 39075000), 2016–2020
Figure 6.3.2-1 Pentaerythritol consumption volume in polyurethane in China, 2016–2020
Figure 6.3.3-1 Pentaerythritol consumption volume in high-grade lubricant in China, 2016–2020
Figure 6.3.4-1 Pentaerythritol consumption volume in rosin pentaerythritol ester in China, 2016–2020
Figure 6.3.5-1 Pentaerythritol consumption volume in other fields in China, 2016–2020
Figure 7.2-1 Forecast on pentaerythritol output in China, 2021–2025

1. Introduction

The report provides you with detailed information of the pentaerythritol industry in China from the raw materials, import and export, consumption in major end-use segments and profiles of nine major pentaerythritol manufacturers in China.

The key points of this report are listed as below:

- ✓ Pentaerythritol development in China
- ✓ Production of pentaerythritol in China
- ✓ Import and export analysis
- ✓ Consumption of pentaerythritol in China
- ✓ Future forecast
- ✓ Profiles of pentaerythritol manufacturers

2. Approach for this report

The report is drafted by diverse methods as follows:

1) Desk research

The sources of desk research are various, including published magazines, journals, government statistics, industrial statistics, Customs statistics, association seminars as well as information from the Internet. A lot of work has gone into compilation and analysis of the obtained information. When necessary, checks will be made with Chinese pentaerythritol suppliers regarding market information such as key producers, key end-users, production and export and so on.

2) Telephone interview

CCM has carried out extensive telephone interviews in order to grasp the actual market situation of pentaerythritol in China.

Interviewees cover:

- ✓ Producers
- ✓ End-users
- ✓ Traders
- ✓ Associations

3) Internet

CCM contacted with players in this industry through B2B websites.

Data processing and presentation

The data collected and compiled were sourced from:

- ✓ CCM's own database
- ✓ Published articles from periodicals, magazines and journals
- ✓ Statistics from governments and international institutes
- ✓ Telephone interviews with domestic suppliers, end-users, government, industrial experts
- ✓ Third-party data providers
- ✓ Information from the Internet

The data from various sources have been combined and cross-checked to make this report as precise and scientific as possible. Throughout the process, a series of internal discussions were made in order to analyze the data and have conclusions drawn.

3. Executive summary

Facing with increasingly stringent environmental standards, high production costs and other factors, China's pentaerythritol industry is still relatively severe.

- Production

As the world's largest producer of pentaerythritol, China had XXX t/a production capacity as of 2020. In 2020, China's pentaerythritol output was XXX tonnes, down XXX% year on year, but the output of dipentaerythritol increased slightly.

In 2020, there were XXX pentaerythritol producers in China, among which, XXX and XXX were two leading pentaerythritol producers in domestic market. XXX was in suspension because it had been required to relocate to an industrial park.

- Consumption

In China, pentaerythritol is mainly consumed in production of alkyd resin, polyurethane (PU), synthetic lubricant, rosin pentaerythritol ester. In 2020, pentaerythritol consumption in the key downstream sector alkyd resin was XXX tonnes. It is estimated that the demand from alkyd resin will decrease slowly in the future.

- Import and export

In 2020, China's import volume and export volume of pentaerythritol were XXX tonnes and XXX tonnes respectively, down XXX% and XXX% year on year respectively. China's export volume of dipentaerythritol was XXX tonnes, up XXX% year on year.

South Korea, Indonesia and Japan were the three largest export destinations of China's pentaerythritol by volume, together accounting for XXX% of the national total export volume in 2020. Sweden was the top import origin of pentaerythritol to China by volume, followed by Taiwan Province and Germany. China's import volume from Sweden accounted for XXX% of the national total in 2020.

4. What is in the report

Note: Key data/information in this sample page is hidden, while in the report it is not.

...

2 Production of pentaerythritol in China

2.1 Supply of major raw materials of pentaerythritol

Major raw materials for pentaerythritol production in China include methanol, formaldehyde, acetaldehyde, sodium hydroxide and sulfuric acid. These raw materials are fairly abundant in China, so the production of pentaerythritol is much more affected by its demand and price than by the supply of its raw materials.

Table 2.1-1 Unit consumption of major raw materials for pentaerythritol production in China

Raw material	Specification	Unit consumption, kg/t
Methanol	XXX	XXX
Formaldehyde	XXX	XXX
Acetaldehyde	XXX	XXX
Sodium hydroxide	XXX	XXX
Sulfuric acid	XXX	XXX

Source: CCM

...

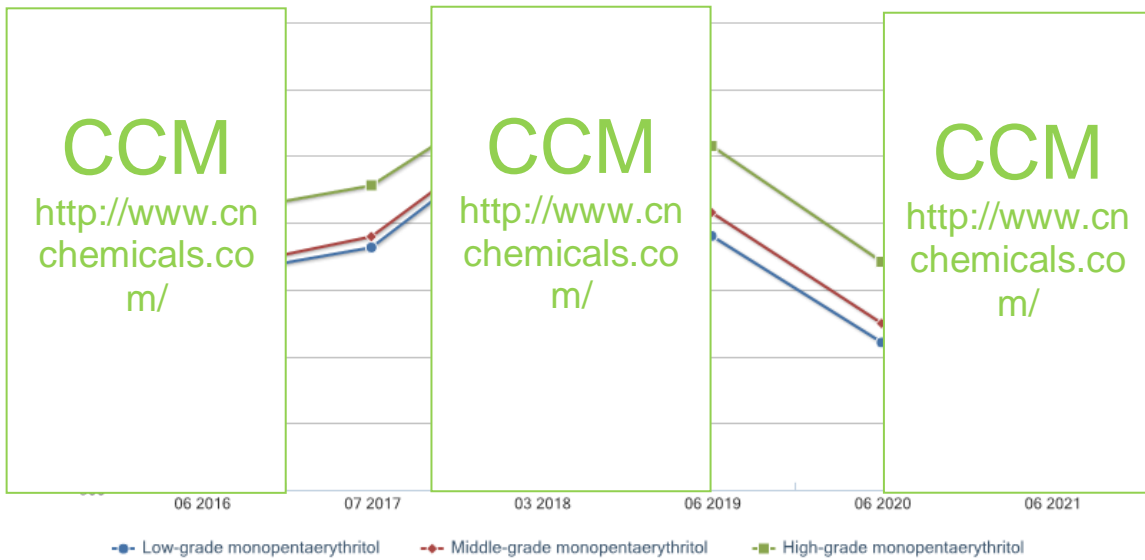
2.2 Price of pentaerythritol

- Price of monopentaerythritol

From June 2016 to June 2021, China's ex-works price of monopentaerythritol substantially fluctuated but basically remained under USDXXX/t.

...

Figure 2.2-1 Ex-works price of monopentaerythritol in China, 2016–2021

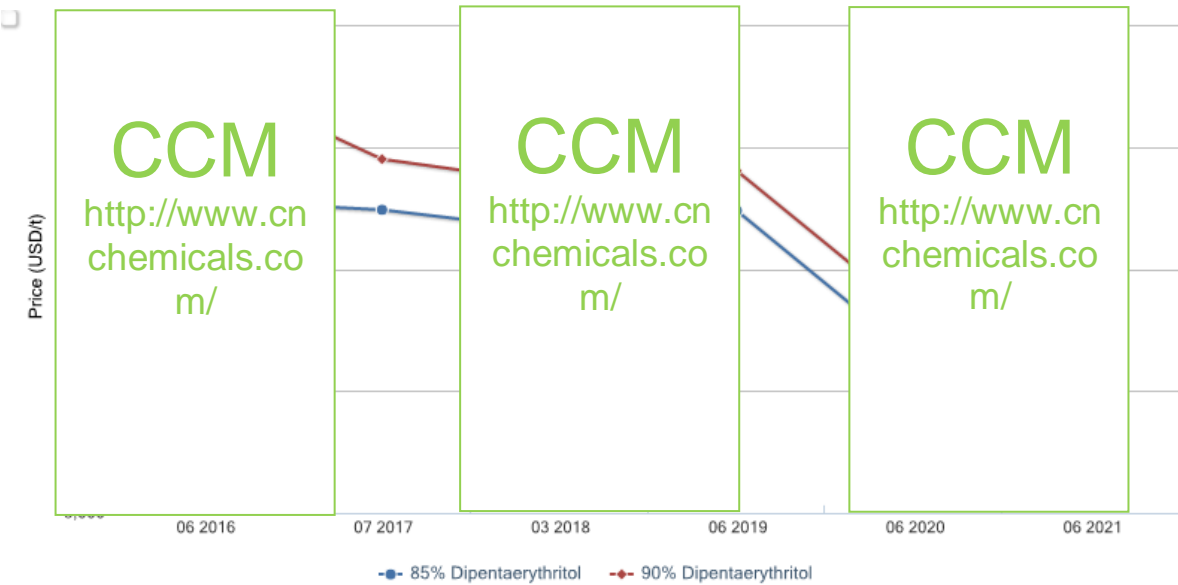


Source: CCM

- Price of dipentaerythritol

...

Figure 2.2-2 Ex-works price of dipentaerythritol in China, 2016–2021



Source: CCM

...

2.3 Geographical distribution of producers

...

Table 2.3-1 Capacity and output of pentaerythritol producers in China, 2020

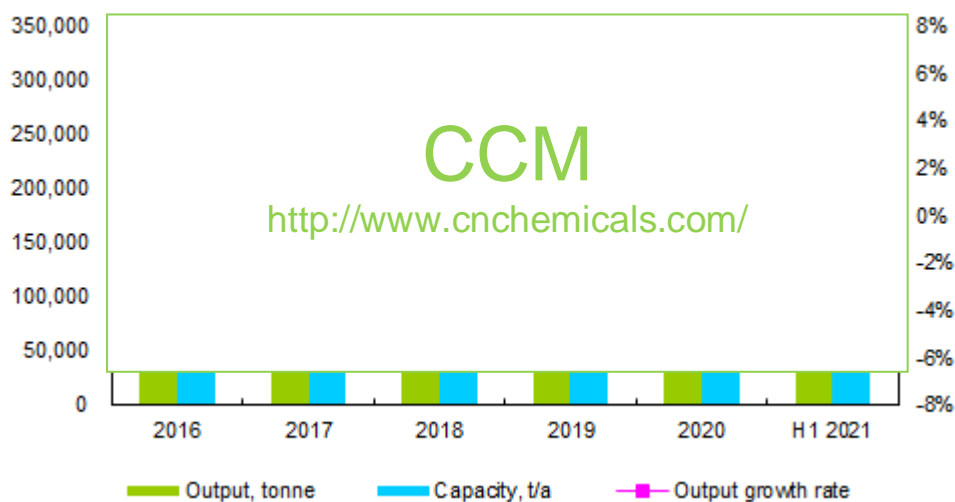
Producer	Capacity, t/a	Output, tonne		
		Mono-	Di-	Tri-
Chifeng Ruiyang	XXX	XXX	XXX	XXX
XXX	XXX	XXX	XXX	XXX
XXX	XXX	XXX	XXX	XXX
...	XXX	XXX	XXX	XXX
XXX	XXX	XXX	XXX	XXX

Note: The capacity of pentaerythritol in Chifeng Ruiyang is the sum of monopentaerythritol capacity and dipentaerythritol capacity.
Source: CCM

2.4 Production of pentaerythritol

...

Figure 2.4-1 Capacity and output of pentaerythritol in China, 2016–H1 2021



Source: CCM

Table 2.4-1 Output of monopentaerythritol, dipentaerythritol and tripentaerythritol in China, 2015–H1 2020, tonne

Year	Monopentaerythritol	Dipentaerythritol	Tripentaerythritol
2015	XXX	XXX	XXX
2016	XXX	XXX	XXX
2017	XXX	XXX	XXX
2018	XXX	XXX	XXX
2019	XXX	XXX	XXX
H1 2020	XXX	XXX	XXX

Source: CCM

...

There were XXX dipentaerythritol producers in China, with a total capacity of XXX t/a in 2020. Dipentaerythritol used to be merely a by-product of monopentaerythritol, but has become a critical part of manufacturers' product portfolio now.

...

Table 2.4-4 Capacity and output of dipentaerythritol producers in China, 2018–H1 2021

No.	Producer	Capacity H1 2020, t/a	Output, tonne			
			2018	2019	2020	H1 2021
1	Chifeng Ruiyang	XXX	XXX	XXX	XXX	XXX
2	XXX	XXX	XXX	XXX	XXX	XXX
...	XXX	XXX	XXX	XXX	XXX	XXX
Total		XXX	XXX	XXX	XXX	XXX

Note: Hubei Yihua has two production bases producing pentaerythritol, including Hubei Yihua (Yidu) and Inner Mongolia Yihua.

Source: CCM

...

3 Production technology of pentaerythritol in China

3.1 Brief introduction and comparison of different production pathways/methods

Technology pathway of pentaerythritol

According to the species of condensing agent, the preparation for pentaerythritol can be classified into XXX and XXX.

...

Table 3.1-1 Monopentaerythritol technology source of Chinese producers, 2020

No.	Producer	Capacity '20, t/a	Pathway	Technology source
1	Hubei Yihua	XXX	XXX	XXX
2	XXX	XXX	XXX	XXX
...	XXX	XXX	XXX	XXX

Source: CCM

...

4 Industry analysis in China

4.1 SWOT analysis

Table 4.1-1 SWOT analysis of Hubei Yihua's development in 2020

Hubei Yihua	Strength	Weakness
XXX		XXX
Opportunity	SO	WO
XXX	XXX	XXX
Threat	ST	WT
XXX	XXX	XXX

Source: CCM

...

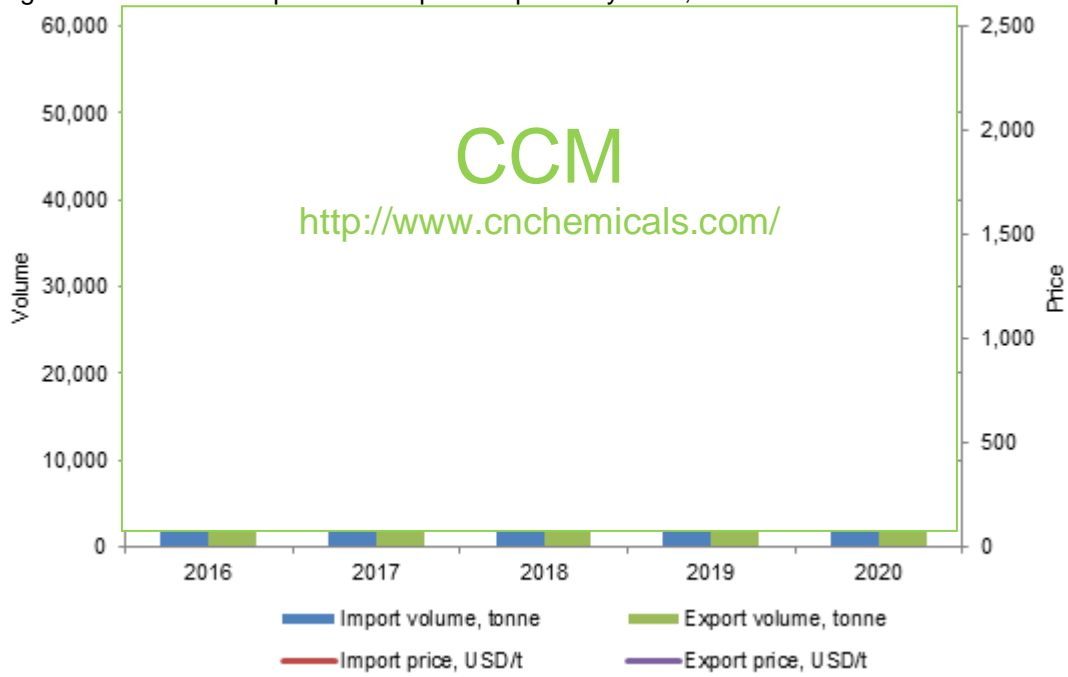
5 Import and export analysis

5.2 Import and export of pentaerythritol, 2020

China is a net exporter of pentaerythritol. Annual export of pentaerythritol from China fell within the range of XXX tonnes–XXX tonnes in 2015–2017 and dropped slightly year by year to 2020. China's annual import volume of pentaerythritol kept over XXX tonnes in 2017–2020.

...

Figure 5.2-1 China's imports and exports of pentaerythritol, 2016–2020



Source: China Customs & CCM

...

Figure 5.2-3 Top ten export destinations of pentaerythritol from China by volume, 2020



Source: China Customs & CCM

...


6 Consumption of pentaerythritol in China

6.1 Consumption pattern

...

Figure 6.1-1 Apparent consumption of pentaerythritol in China by end use segment, 2020

□



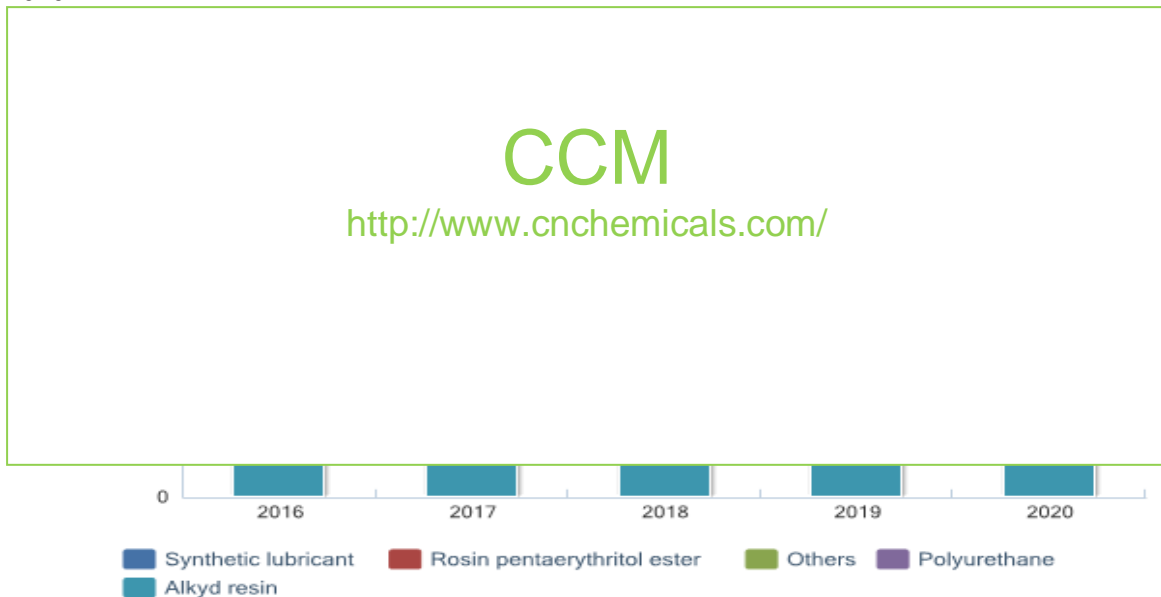
Source: CCM

...

6.2 Consumption in major end use segments

...

Figure 6.2-1 Apparent consumption of pentaerythritol in China by end-use segment, 2016–2020



Source: CCM

...

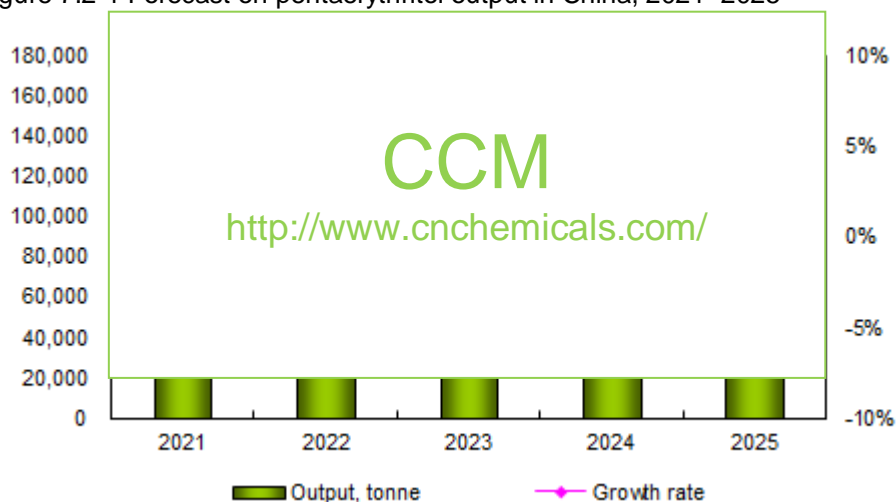
7 Future forecast

...

7.2 Outlook for pentaerythritol industry, 2021–2025

...

Figure 7.2-1 Forecast on pentaerythritol output in China, 2021–2025



Source: CCM

...

9 Profile of pentaerythritol manufacturers

9.1 Active manufacturers

...

9.1.2 Hubei Yihua Chemical Industry Co., Ltd.

Table 9.1.2-2 Capacity and output of pentaerythritol in Hubei Yihua, 2016–H1 2021

Year	2016	2017	2018	2019	2020	H1 2021
Capacity, t/a	XXX	XXX	XXX	XXX	XXX	XXX
Output, tonne	XXX	XXX	XXX	XXX	XXX	XXX

Note: Dipentaerythritol and tripentaerythritol are byproducts during the production of monopentaerythritol. The capacity of monopentaerythritol equals that of pentaerythritol, and the output of dipentaerythritol is determined by that of monopentaerythritol.

Source: CCM

...

If you want more information, please feel free to contact us

Tel: +86-20-37616606 Fax: +86-20-37616968

Email: econtact@cnchemicals.com